


The Student Experience



f e v tutor

Getting Started with Students

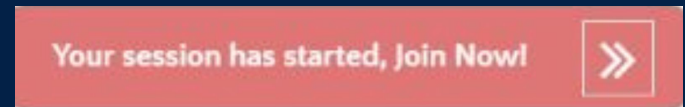
Log in through
Clever



Select FEV Tutor
App



Join the Session at
the Scheduled Time



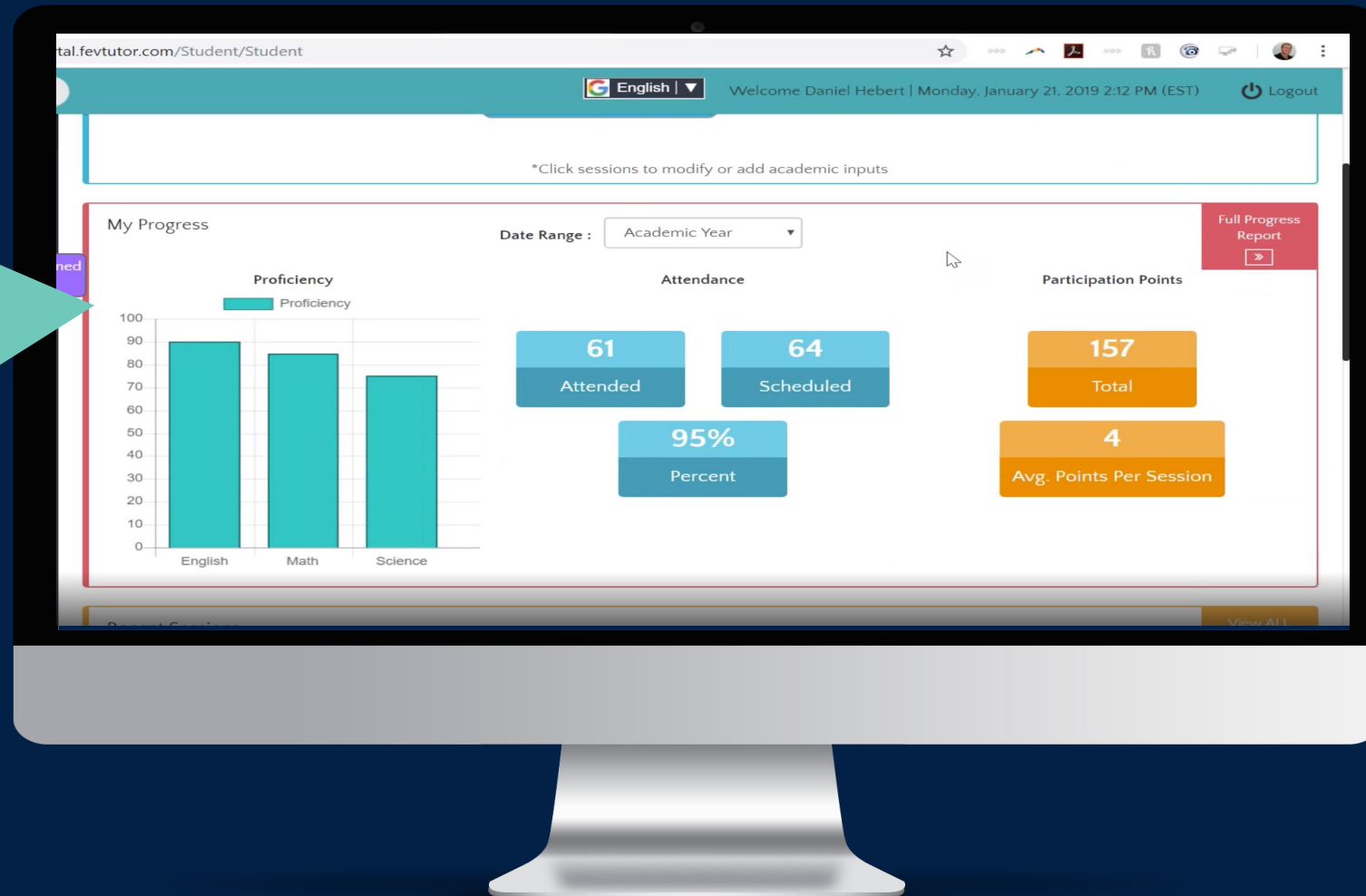
Student Dashboard

The screenshot shows the FEV Tutor student dashboard. At the top, there is a navigation bar with the FEV Tutor logo, a language selector, and a welcome message for Daniel Hebert. The main content area is titled "My Dashboard" and includes a profile picture, a "Request an On-Demand Session!" button, and a "Practice Whiteboard" button. Below this is a calendar view for January 20, 2019, to January 26, 2019. A session is scheduled for Wednesday, January 23, at 10:00 AM, titled "Math Demo - MS Math - VLAC". A "Book a Session" button is visible. A notification bubble says "You have earned 1 badge!". At the bottom, there is a "My Progress" section with a date range selector set to "Academic Year" and a "Full Progress Report" button. The progress section shows three metrics: Proficiency (represented by a bar chart), Attendance (61), and Participation Points (157).

Easy-to-navigate dashboards

Progress Monitoring

Students can monitor their own progress!



Insight into Each Sessions

Access every detail for each session - including a transcript & recording

Start Time	Duration	Subject	Lesson Objective	Tutor	Type	Status	Exit Ticket Score	Recording	Chat Script	Tutor Rating	Session Rating	Participation Points
1/18/2019 1:00:13 PM	72 Minute(s)	Math	Demo - HS Math	Paul K	Scheduled	Completed	0	▶	💬			
1/15/2019 6:17:40 PM	15 Minute(s)	Math	6th Grade Math, 6th Grade Math, Demo - Order of Operations	Paul K	On-Demand	Completed	89	▶	💬	4	4	7
1/14/2019 10:00:01 AM	35 Minute(s)	Math	Demo - MS Math - Ector County ISD	Paul K	Scheduled	Completed	89	▶	💬	4	4	6

Recent Sessions [View ALL Sessions](#)

My Learning Plan Learning Plan : [Print](#) [Full Learning Plan](#)

Tools and Accommodations within a Tutoring Session

Translations

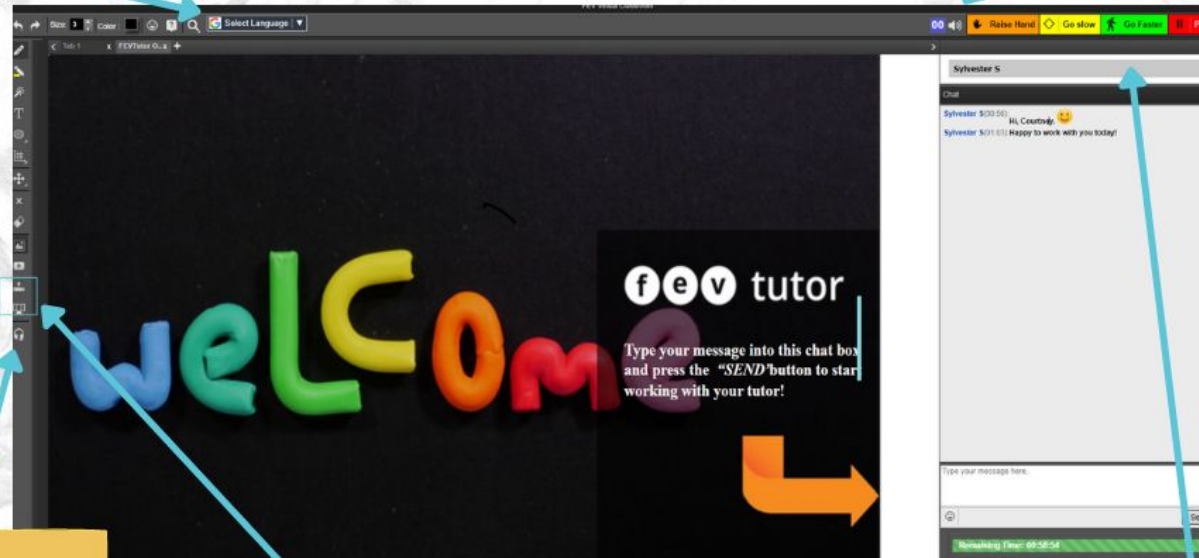
Select a language to translate the entire chat box



Whiteboard Tools & Accommodations

Text-to-speech

Have the chats and questions read aloud



Conference

Activate your microphone and allow your tutor to hear your responses as you answer them out loud

File Upload & Screen share

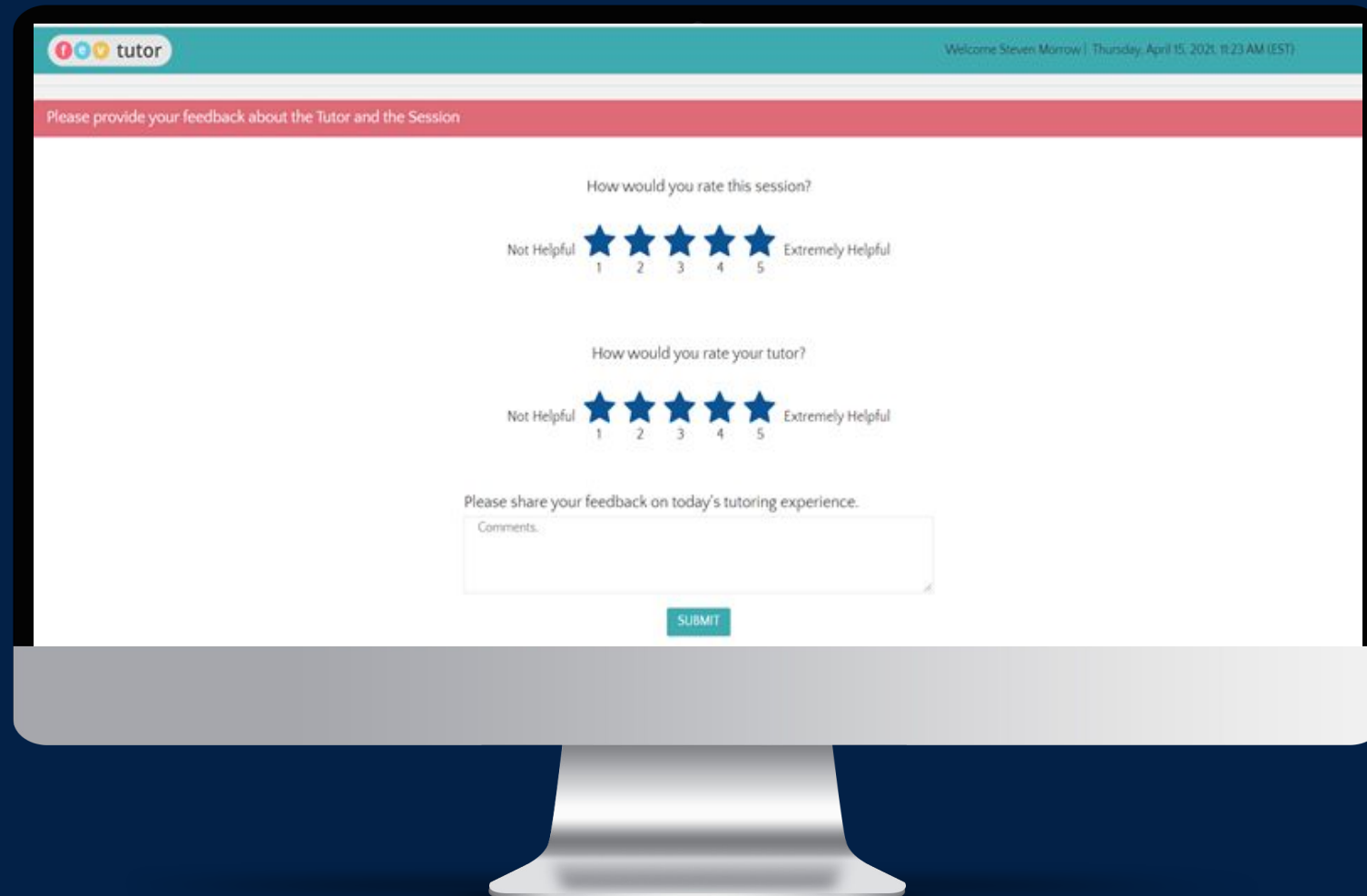
Both buttons allow you to share work on your computer with your tutor

Time Remaining

Pacing

Use these buttons to advocate for the pace of your own lesson

Feedback Form (End of each session)



The screenshot shows a web browser window with the 'fev tutor' logo in the top left and a welcome message 'Welcome Steven Morrow | Thursday, April 15, 2021, 11:23 AM (EST)' in the top right. Below the header is a red banner with the text 'Please provide your feedback about the Tutor and the Session'. The main content area contains two star rating questions. The first question is 'How would you rate this session?' with a 5-star scale from 'Not Helpful' to 'Extremely Helpful'. The second question is 'How would you rate your tutor?' with a similar 5-star scale. Below these is a text input field labeled 'Comments.' and a 'SUBMIT' button.

fev tutor

Welcome Steven Morrow | Thursday, April 15, 2021, 11:23 AM (EST)

Please provide your feedback about the Tutor and the Session

How would you rate this session?

Not Helpful ★ 1 ★ 2 ★ 3 ★ 4 ★ 5 Extremely Helpful

How would you rate your tutor?

Not Helpful ★ 1 ★ 2 ★ 3 ★ 4 ★ 5 Extremely Helpful

Please share your feedback on today's tutoring experience.

Comments.

SUBMIT

**Students
can rate
their
sessions and
tutors!**